

SEVEN creative journal workshop - session #4: 'Threads of thought' | Jo

A Humument - by Tom Phillips

Phillips was influenced by John Cage and William Burroughs "cut up" and their use of chance – led to casual experiments interfering with texts.

Essay – A Humument: A treated Victorian Novel, 1973 by William H. Gass

"Serendipity is the best collaborator."

"Where they [words] are joined to make some poetic sense or continuity of meaning, they are linked via the often **meandering rivers** in the typography."

"The field of collage, of color and line, in concealing Mallock's original [text], releases outbursts of words that find themselves in an altogether new syntactical space; and there, like notes, they sing a painted music."

<http://www.tomphillips.co.uk/humument/essays/>

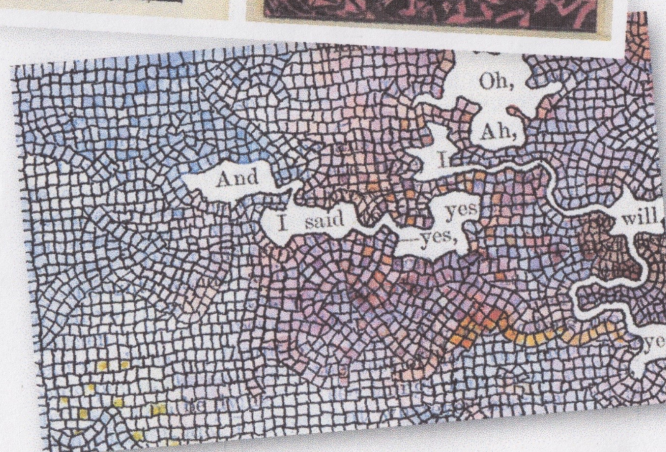


<http://www.tomphillips.co.uk/humument/slideshow/1-50>

Altered Book pages...

'Jane Austin' by Lord David Cecil

Leslie Stephen Lecture to Cambridge University, 1 May 1935.

"If I am surprised to find myself lecturing to you, Jane Austen would have been still more surprised to find herself being lectured about. For - it is the most striking face discovered by her life history - she did not take her work very seriously."



Exercise #1

Word selection

Take a given piece of text – use pencil to circle 'random' words down the page – the words that catch your eye – allow 2 or 3 minutes per page only.

Exercise #2

Threads of thought through text

Connect up your circled words with a 'thread' ie a meandering drawn line – travel around, up and down the page – making some personal 'sense' of the words – how they work together.

The page can then be decorated/doodled, working around and over the text.

Use painting, collage and cut-up techniques to block out unwanted text to allow selected words to become visible...

Developments

- Cut up pages of text in two or four pieces, rearrange and stick them back together to form a new narrative.
- Stick pages of text onto consecutive sketchbook pages. Try to find a narrative across several pages. Link the words with a meandering river.
- Try black marker pen/ink or white tipex... observe the shapes of words / doodle over text with a kind of 'lace-like' pattern, use dots of colour over the words / geometric / grids...
- Incorporate motifs and collaged imagery from other aspects of your work.
- Look for words within words i.e. from rectangles to tangle